

Cohen & Steers Preferred Securities and Income Fund— Class R

The investment objective of Cohen & Steers Preferred Securities and Income Fund, Inc. (the "Fund") is to seek total return (high current income and capital appreciation).

General Information

	CUSIP	Symbol
R Shares	19248X406	CPRRX
NAV per Share (Class R)		\$11.64
Total Net Assets		\$8.9 Billion
Number of Holdings		293
Dividend Frequency		Monthly
Expense Ratio Gross (Class R) ⁽¹⁾		1.27%
Expense Ratio Net (Class R) ⁽¹⁾		1.27%
Average Modified Duration ⁽²⁾		3.9
SEC Yield (Class R—30 Days ending 09/30/2022—Subsidized) ⁽³⁾		5.31%
SEC Yield (Class R—30 Days ending 09/30/2022—Unsubsidized) ⁽³⁾		5.31%
12-Month Distribution Yield ⁽⁴⁾		4.99%

(1) As disclosed in the May 1, 2022 prospectus, Cohen & Steers Capital Management, Inc., the Fund's investment advisor (the "Advisor"), has contractually agreed to waive its fee and/or reimburse expenses through June 30, 2023 so that the Fund's total annual operating expenses (excluding acquired fund fees and expenses, taxes and extraordinary expenses) do not exceed 1.35% for Class R shares. Absent such arrangements, returns would have been lower. This contractual agreement can only be amended or terminated by agreement of the Fund's Board of Directors and the Advisor and will terminate automatically in the event of termination of the investment advisory agreement between the Advisor and the Fund.

(2) Average modified duration measures a preferred security's sensitivity to interest rates by indicating an approximate percentage of change in a preferred security or preferred security fund's price given a 1% change in interest rates.

(3) The SEC yield is calculated by dividing annualized net investment income per share during a 30-day period by the maximum offering price per share as of the close of that period. SEC yield reflects the rate at which the fund is earning income on its current portfolio of securities. Since certain distributions received by the funds from real estate investment trusts (REITs) may consist of dividend income, return of capital and capital gains, and the character of these distributions cannot be determined until after the end of the year, the SEC yield has been adjusted for the funds that invest significantly in REITs based on estimates of return of capital and capital gains. Subsidized yields reflect fee waivers, without such waivers, yields would be reduced. Unsubsidized yields do not reflect fee waivers in effect.

(4) 12-month distribution yield is calculated by adding the fund's trailing 12-month income distributions, and dividing the sum by the fund's most recent month ended NAV. Note that the number of income distributions is based on the fund's distribution payment frequency (i.e., monthly, quarterly or semi-annually) as disclosed in the fund's prospectus. A fund may pay distributions in excess of its net investment company taxable income and, to the extent this occurs, the distribution yield quoted will include a return of capital. Shareholders of record will be notified of the estimated return of capital for each distribution and this information is also available at cohenandsteers.com.

Portfolio Managers

	Managing Fund Since	Years of Experience
William Scapell, CFA	Inception	31
Elaine Zaharis-Nikas, CFA	2015	25
Jerry Dorost, CFA	2022	19

Total Returns (R Share Class)

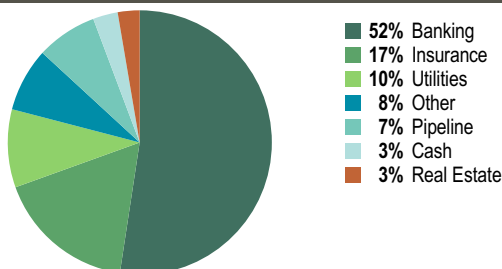
	Fund	ICE BofA Fixed Rate Preferred Securities Index	Linked Index ⁽¹⁾	S&P 500 Index
QTD	-1.84%	-0.95%	-2.33%	-4.88%
YTD	-14.59%	-14.74%	-14.91%	-23.87%
1 Year	-14.93%	-14.72%	-15.14%	-15.47%
3 Year	-1.40%	-1.67%	-1.02%	8.16%
5 Year	0.98%	1.06%	1.51%	9.24%
Since Inception (10/1/14)	3.22%	3.48%	3.35%	10.01%

(1) Linked Index: The linked blended benchmark consists of 50% ICE BofA Capital Securities Index and 50% ICE BofA Fixed Rate Preferred Securities Index through 12/31/2016. Thereafter, it consists of 60% ICE BofA US IG Institutional Capital Securities Index, 30% ICE BofA Core Fixed Rate Preferred Securities Index, and 10% Bloomberg Developed Market USD Contingent Capital Index through 12/31/2018. Thereafter, it consists of 60% ICE BofA US IG Institutional Capital Securities Index, 20% ICE BofA Core Fixed Rate Preferred Securities Index, and 20% Bloomberg Developed Market USD Contingent Capital Index through 3/31/2022. Thereafter, it consists of 55% ICE BofA US IG Institutional Capital Securities Index, 20% ICE BofA Core Fixed Rate Preferred Securities Index, and 25% Bloomberg Developed Market USD Contingent Capital Index.

Data quoted represents past performance, which is no guarantee of future results. Risk of loss is possible. Performance returns stated net of fees. Current performance may be lower or higher than the performance quoted. The investment return and the principal value of an investment will fluctuate and shares, when redeemed, may be worth more or less than their original cost. Periods greater than 12 months are annualized. Returns are historical and include change in share price and reinvestment of all distributions. An investor cannot invest directly in an index, and index performance does not reflect the deduction of fees, expenses or taxes. There is no guarantee that any investment objective will be achieved. There is no guarantee that any historical trend illustrated in this report will be repeated in the future, and there is no way to predict when such a trend will begin.

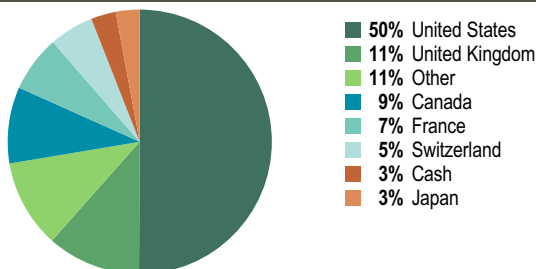
During certain periods presented above, the Advisor waived fees and/or reimbursed expenses. Without this arrangement, performance would be lower.

Sector Diversification



Portfolio weights are subject to change without notice. Due to rounding, values might not add up to 100%. Other includes Energy, Brokerage, Telecommunication Svcs., Finance, Other Assets and Derivatives.

Geographic Diversification



Portfolio weights are subject to change without notice. Due to rounding, values might not add up to 100%. Other includes Australia, Netherlands, Italy, Spain, Germany, Ireland, South Korea, Sweden, Hong Kong, Finland, Mexico and Denmark.

Cohen & Steers Preferred Securities and Income Fund— Class R

Cohen & Steers is a leading global investment manager specializing in real assets and alternative income, including real estate, preferred securities, infrastructure, resource equities, commodities, as well as multi-strategy solutions. Founded in 1986, the firm is headquartered in New York City, with offices in London, Dublin, Hong Kong and Tokyo.

Risks. There are special risks associated with investing in the Fund. All investments involve risks, including loss of capital, and there is no guarantee that investment objectives will be met.

In general, the risks of investing in **preferred securities** are similar to those of investing in bonds, including credit risk and interest-rate risk. As nearly all preferred securities have issuer call options, call risk and reinvestment risk are also important considerations. In addition, investors face equity-like risks, such as deferral or omission of distributions, subordination to bonds and other more senior debt, and higher corporate governance risks with limited voting rights. An investment in the Fund is subject to investment risk, including the possible loss of the entire principal amount that you invest. The value of these securities, like other investments, may move up or down, sometimes rapidly and unpredictably.

The Fund may invest in below-investment grade securities and unrated securities judged to be below investment-grade by the Advisor. Below-investment-grade securities or equivalent unrated securities generally involve greater volatility of price and risk of loss of income and principal, and may be more susceptible to real or perceived adverse economic and competitive industry conditions than higher-grade securities. The Funds' benchmarks do not contain below investment-grade securities.

Contingent capital securities (sometimes referred to as "CoCos") are debt or preferred securities with loss absorption characteristics built into the terms of the security, for example a mandatory conversion into common stock of the issuer under certain circumstances, such as the issuer's capital ratio falling below a certain level. Since the common stock of the issuer may not pay a dividend, investors in these instruments could experience a reduced income rate, potentially to zero, and conversion would deepen the subordination of the investor, hence worsening the investor's standing in a bankruptcy. Some CoCos provide for a reduction in the value or principal amount of the security under such circumstances. In addition, most CoCos are considered to be high yield or "junk" securities and are therefore subject to the risks of investing in below investment-grade securities.

**NOT FDIC INSURED • MAY LOSE VALUE •
NO BANK GUARANTEE • NOT INSURED BY ANY
GOVERNMENT AGENCY**

Credit Quality

A-	3%	BB-	5%
BBB+	6%	B+	9%
BBB	10%	B	1%
BBB-	29%	Not Rated	8%
BB+	17%	Cash	3%
BB	11%		

Source: Standard & Poor's. The letter ratings are provided to indicate the proposed credit worthiness of the underlying holdings in the portfolio and generally range from A (highest) to D (lowest). Credit ratings are subject to change. Holdings designated NR are not rated by Standard & Poor's. Ratings do not apply to the Fund's shares.

Top Ten Holdings

Name	Sector	% of Market Value
Bank of America 6.25%	Banking	1.6%
Bank of America 6.10%	Banking	1.5%
Wells Fargo & Company Flt Perp	Banking	1.4%
Transcanada Trust 5.875 08/15/76	Pipeline	1.3%
Bnp Paribas 7.750% Flt Perp Sr:144A	Banking	1.3%
Bp Capital Markets Plc Flt Perp	Energy	1.2%
Credit Suisse Group Ag 9.750% Flt Perp Sr:144A	Banking	1.1%
JP Morgan 6.1%	Banking	1.1%
Emera 6.75% 6/15/76-26	Utilities	1.0%
JP Morgan 6.75%	Banking	1.0%

The mention of specific securities is not a recommendation or solicitation to buy, sell or hold any particular security and should not be relied upon as investment advice. Weights may vary over time and holdings are subject to change without notice.

Please consider the investment objectives, risks, charges and expenses of the Fund carefully before investing. A summary prospectus and prospectus containing this and other information may be obtained by visiting cohenandsteers.com or by calling 800 330 7348. Please read the summary prospectus and prospectus carefully before investing.

The ICE BofA Fixed Rate Preferred Securities Index tracks the performance of fixed rate US dollar-denominated preferred securities issued in the US domestic market.

The ICE BofA US Capital Securities Index is a subset of The ICE BofA US Corporate Index including securities with deferrable coupons.

The Bloomberg Developed Market USD Contingent Capital Index includes hybrid capital securities in developed markets with explicit equity conversion or write down loss absorption mechanisms that are based on an issuer's regulatory capital ratio or other explicit solvency-based triggers.

The ICE BofA Core Fixed Rate Preferred Securities Index tracks the performance of fixed-rate US dollar-denominated preferred securities issued in the US domestic market, excluding \$1000 par securities.

The ICE BofA US IG Institutional Capital Securities Index tracks the performance of US dollar denominated investment grade hybrid capital corporate and preferred securities publicly issued in the US domestic market.

The S&P 500 Index is an unmanaged index of 500 large-capitalization stocks that is frequently used as a general measure of U.S. stock market performance.

An investor cannot invest directly in an index, and index performance does not reflect the deduction of fees, expenses or taxes.

Percentages may differ from data in the Fund's financial statements due to the effect of fair value pricing of foreign securities. The fund implements fair value pricing when the daily change in a specific U.S. market index exceeds a predetermined percentage. In the event fair value pricing is implemented on the first day of the period, the fund's return may diverge from the performance of its benchmark, which is not fair valued. This divergence is usually reduced on the day following the implementation of fair value pricing by the fund, as the value of the securities in the index that are held by the fund typically move closer to the fund's fair valued price when the market reopens.

This factsheet is provided for informational purposes and is not an offer to purchase or sell Fund shares.

For distribution when preceded or accompanied by a currently effective prospectus.

Cohen & Steers U.S. registered open-end funds are distributed by Cohen & Steers Securities, LLC, and are only available to U.S. residents.

Summary Prospectus May 1, 2022

CLASS A (CPXAX), CLASS C (CPXCX), CLASS F (CPXFX), CLASS I (CPXIX),
CLASS R (CPRRX) AND CLASS Z (CPXZX) SHARES

COHEN & STEERS

Cohen & Steers Preferred Securities and Income Fund, Inc.

Before you invest, you may want to review the Fund's prospectus, which contains more information about the Fund and its risks. You can find the Fund's prospectus, reports to shareholders and other information about the Fund online at www.cohenandsteers.com/prospectus. You can also get this information at no cost by calling 800.330.7348 or by sending an e-mail request to marketing@cohenandsteers.com. The current prospectus and statement of additional information, dated May 1, 2022, are incorporated by reference into this summary prospectus.

INVESTMENT OBJECTIVE

The investment objective of Cohen & Steers Preferred Securities and Income Fund, Inc. (the "Fund") is to seek total return (high current income and capital appreciation).

FUND FEES AND EXPENSES

This table describes the fees and expenses that you could pay if you buy and hold shares of the Fund. **You may pay other fees, such as brokerage commissions and other fees to financial intermediaries, which are not reflected in the tables and examples below.** You may qualify for sales charge discounts on Class A shares if you and your family invest, or agree to invest in the future, at least \$100,000 in Cohen & Steers funds. More information about these and other discounts is available from your financial intermediary and in "How to Purchase, Exchange and Sell Fund Shares—Purchasing the Class of Fund Shares that is Best for You" in the Fund's prospectus (the "Prospectus"), in the Appendix to this Prospectus titled "Sales Charge Reductions and Waivers Available Through Certain Intermediaries" (the "Appendix"), and "Reducing the Initial Sales Charge on Class A Shares" in the Fund's Statement of Additional Information (the "SAI"). If you purchase Class F, Class I or Class Z shares through a financial intermediary acting as an agent on behalf of its customers, that financial intermediary may charge you a commission. Such commissions, if any, are not charged by the Fund and are not reflected in the fee table or expense example below.

	Class A	Class C	Class F	Class I	Class R	Class Z
Shareholder Fees (fees paid directly from your investment):						
Maximum Sales Charge (Load) Imposed On Purchases (as % of offering price)	3.75%	None	None	None	None	None
Maximum Deferred Sales Charge (Load) (as % of the net asset value at the time of purchase or redemption, whichever is lower)	None ⁽¹⁾	1.00% ⁽²⁾	None	None	None	None
Annual Fund Operating Expenses (expenses that you pay each year as a percentage of the value of your investment):						
Management Fee	0.69%	0.69%	0.69%	0.69%	0.69%	0.69%
Distribution (12b-1) Fees	0.25%	0.75%	None	None	0.50%	None
Other Expenses	0.08%	0.08%	0.08%	0.08%	0.08%	0.08%
Shareholder Service Fee	0.10%	0.25%	None	0.06% ⁽³⁾	None	None
Total Other Expenses	0.18%	0.33%	0.08%	0.14%	0.08%	0.08%
Total Annual Fund Operating Expenses⁽⁴⁾	1.12%	1.77%	0.77%	0.83%	1.27%	0.77%
Fee Waiver/Expense Reimbursement ⁽⁴⁾	0.00%	0.00%	0.00%	0.00%	0.00%	0.00%
Total Annual Fund Operating Expenses (after fee waiver/expense reimbursement)⁽⁴⁾	1.12%	1.77%	0.77%	0.83%	1.27%	0.77%

(1) If you invest \$1,000,000 or more in Class A shares and sell those shares on or before the one year anniversary date of their purchase, you may pay a charge equal to 1% of the lesser of the current NAV or the original cost of the shares that you sell.

(2) For Class C shares, the maximum deferred sales charge does not apply after one year.

(3) The maximum shareholder service fee for Class I shares is 0.10%.

(4) Cohen & Steers Capital Management, Inc., the Fund's investment advisor (the "Advisor"), has contractually agreed to waive its fee and/or reimburse expenses through June 30, 2023, so that the Fund's total annual operating expenses (excluding acquired fund fees and expenses, taxes and extraordinary expenses) do not exceed 1.20% for Class A shares, 1.85% for Class C shares, 0.85% for Class F shares, 0.85% for Class I shares, 1.35% for Class R shares and 0.85% for Class Z shares. This contractual agreement can only be amended or terminated by agreement of the Fund's Board of Directors and the Advisor and will terminate automatically in the event of termination of the investment advisory agreement between the Advisor and the Fund.

Example

This example is intended to help you compare the cost of investing in the Fund with the cost of investing in other mutual funds. The example assumes that you invest \$10,000 in the Fund for the time periods indicated and then either redeem or do not redeem your shares at the end of those periods. The example also assumes that your investment has a 5% return each year, that the Fund's operating expenses remain the same, and that the Advisor did not waive its fee and/or reimburse expenses after June 30, 2023 (through June 30, 2023, expenses are based on the net amount pursuant to the fee waiver/expense reimbursement agreement). Although your actual costs may be higher or lower, based on these assumptions your costs would be:

	1 Year	3 Years	5 Years	10 Years
Class A Shares	\$485	\$718	\$969	\$1,687
Class C Shares				
Assuming redemption at the end of the period	\$280	\$557	\$959	\$2,084
Assuming no redemption at the end of the period	\$180	\$557	\$959	\$2,084
Class F Shares	\$79	\$246	\$428	\$954
Class I Shares	\$85	\$265	\$460	\$1,025
Class R Shares	\$129	\$403	\$697	\$1,534
Class Z Shares	\$79	\$246	\$428	\$954

Portfolio Turnover

The Fund pays transaction costs, such as commissions, when it buys and sells securities (or "turns over" its portfolio). A higher portfolio turnover rate may indicate higher transaction costs and may result in higher taxes when Fund shares are held in a taxable account. These costs, which are not reflected in the annual fund operating expenses or in the example, affect the Fund's performance. During the Fund's most recent fiscal year, the Fund's portfolio turnover rate was 45% of the average value of its portfolio.

PRINCIPAL INVESTMENT STRATEGIES

The Fund pursues its objective primarily by investing in issues of preferred and debt securities believed to be undervalued relative to credit quality and other investment characteristics. In making this determination, the Advisor evaluates the fundamental characteristics of an issuer, including an issuer's creditworthiness, and also takes into account prevailing market factors. In analyzing credit quality, the Advisor considers not only fundamental analysis, but also an issuer's corporate and capital structure and the placement of the preferred or debt securities within that structure. In evaluating relative value, the Advisor also takes into account call, conversion and other structural security features, in addition to such factors as the likely directions of credit ratings and relative value versus other income security classes. The Fund will not seek to achieve specific environmental, social or governance ("ESG") outcomes through its portfolio of investments, nor will it pursue an overall impact or sustainable investment strategy. However, the Advisor will incorporate consideration of relevant ESG factors into its investment decision-making. For example, although the Advisor does not generally exclude investments based on ESG factors alone, when considering an investment opportunity with material exposure to carbon emissions regulation, this risk may be considered as one factor in the Advisor's holistic review process.

Under normal market conditions, the Fund invests at least 80% of its net assets (plus any borrowings for investment purposes) in a portfolio of preferred and debt securities issued by U.S. and non-U.S. companies, including traditional preferred securities; hybrid preferred securities that have investment and economic characteristics of both preferred stock and debt securities; floating rate preferred securities; corporate debt securities; convertible securities; contingent capital securities ("CoCos"); and securities of other open-end, closed-end or exchange-traded funds ("ETFs") that invest primarily in preferred and/or debt securities as described herein. To the extent the Fund invests in securities of other open-end, closed-end or ETFs, the Fund will consider the investments of these funds, to the extent known by the Fund, in determining compliance with this policy. The Fund may also invest in certain restricted securities including securities that are only eligible for resale pursuant to Rule 144A under the Securities Act of 1933 (the "Securities Act") (referred to as Rule 144A Securities) and securities of U.S. and non-U.S. issuers that are issued through private offerings without registration with the Securities and Exchange Commission (the "SEC") pursuant to Regulation S under the Securities Act.

The Fund also will invest at least 25% of its net assets in the financials sector, which is comprised of the bank, diversified financials, real estate (including real estate investment trusts ("REITs")) and insurance industries. From time to time, the Fund may have 25% or more of its net assets invested in any one of these industries. In addition, the Fund also may focus its investments in other sectors or industries, such as (but not limited to) energy, industrials, utilities, pipelines, health care and telecommunications. The Advisor retains broad discretion to allocate the Fund's investments across various sectors and industries.

The Fund may invest without limit in securities of non-U.S. companies, which may be non-U.S. dollar denominated, including up to 15% of the Fund's net assets in securities issued by companies domiciled in emerging market countries. Typically, emerging markets are in countries that are in the process of industrialization, with lower gross national products per capita than more developed countries.

The Fund may invest in preferred and debt securities of any maturity or credit rating, including investment grade securities, below investment grade securities and unrated securities. Although not required to do so, the Fund will generally seek to maintain a minimum weighted average senior debt rating of companies in which it invests of BBB-, which the Fund considers to be investment grade. Although a company's senior debt rating may be BBB-, an underlying security issued by such company in which the Fund invests may have a lower rating than BBB-. If the Fund cannot access a company's average senior debt rating, the Fund may look to the rating of the underlying security issued by such company. Below investment grade securities are also known as "high yield" or "junk" securities and are regarded as having more speculative characteristics with respect to the payment of interest and repayment of principal. The maturities of debt securities in which the Fund will invest generally will be longer-term (ten years or more); however, as a result of changing market conditions and interest rates, the Fund may also invest in shorter-term debt securities.

The Fund is authorized to purchase, sell or enter into any derivative contract or option on a derivative contract, transaction or instrument, without limitation, including various interest rate transactions such as swaps, caps, floors or collars, and foreign currency transactions such as foreign currency forward contracts, futures contracts, options, swaps and other similar strategic transactions in connection with its investments in securities of non-U.S. companies. The Fund's primary use of derivative contracts will be to enter into interest rate and currency hedging transactions in order to reduce the interest rate and foreign currency risk inherent in the Fund's investments.

PRINCIPAL RISKS OF INVESTING IN THE FUND

Before investing, be sure to read the additional descriptions of these risks in the full statutory prospectus.

Investment Risk

An investment in the Fund is subject to investment risk, including the possible loss of the entire principal amount that you invest.

Market Risk

Your investment in Fund shares represents an indirect investment in the securities owned by the Fund. The value of these securities, like other investments, may move up or down, sometimes rapidly and unpredictably. Your Fund shares at any point in time may be worth less than what you invested, even after taking into account the reinvestment of Fund dividends and distributions.

Preferred Securities Risk

There are various risks associated with investing in preferred securities. These risks include deferral and omission of distributions; credit risk; subordination to bonds and other debt securities in a company's capital structure; interest rate risk; prepayment and extension risk; call, reinvestment and income risk; liquidity risk; limited voting rights; and special redemption rights. In addition, the on-going COVID-19 outbreak has increased certain risks associated with investing in preferred securities. The impact of the COVID-19 outbreak could persist for years to come and the full impact to financial markets is not yet known. See "Geopolitical Risk" below for additional information regarding the COVID-19 outbreak.

Debt Securities Risk

Debt securities generally present various risks, including many of the risks described above under "Preferred Securities Risk." These include interest rate risk, credit risk, call risk, prepayment and extension risk, convertible securities risk, and liquidity risk.

Below Investment Grade Securities Risk

Below investment grade securities, or equivalent unrated securities, generally involve greater volatility of price and risk of loss of income and principal, and may be more susceptible to real or perceived adverse economic and competitive industry conditions than higher grade securities. It is reasonable to expect that any adverse economic condition could disrupt the market for below investment grade securities, have an adverse impact on the value of those securities and adversely affect the ability of the issuers of those securities to repay principal and interest on those securities.

Concentration Risk

Because the Fund typically invests at least 25% of its net assets in the financials sector, it will be more susceptible to adverse economic or regulatory occurrences affecting this sector, such as changes in interest rates, loan concentration and competition. In addition, the Fund will also be subject to the risks of investing in the individual industries and securities that comprise the

financials sector, including the bank, diversified financials, real estate (including REITs) and insurance industries. To the extent that the Fund focuses its investments in other sectors or industries, such as (but not limited to) energy, industrials, utilities, pipelines, health care and telecommunications, the Fund will be subject to the risks associated with these particular sectors and industries. These sectors and industries may be adversely affected by, among others, changes in government regulation, world events and economic conditions.

Liquidity Risk

Liquidity risk is the risk that particular investments of the Fund may become difficult to sell or purchase. The market for certain investments may become less liquid or illiquid due to adverse changes in the conditions of a particular issuer or due to adverse market or economic conditions. In addition, dealer inventories of certain securities, which provide an indication of the ability of dealers to engage in “market making,” are at, or near, historic lows in relation to market size, which has the potential to increase price volatility in the fixed income markets in which the Fund invests. Federal banking regulations may also cause certain dealers to reduce their inventories of certain securities, which may further decrease the Fund’s ability to buy or sell such securities. As a result of this decreased liquidity, the Fund may have to accept a lower price to sell a security, sell other securities to raise cash, or give up an investment opportunity, any of which could have a negative effect on performance. Further, transactions in less liquid or illiquid securities may entail transaction costs that are higher than those for transactions in liquid securities.

Foreign (Non-U.S.) and Emerging Market Securities Risk

Risks of investing in foreign securities, which can be expected to be greater for investments in emerging markets, include currency risks, future political and economic developments, including but not limited to, international wars or conflicts (including Russia’s military invasion of Ukraine), instability in regions such as Asia, Eastern Europe and the Middle East, terrorism, natural disasters and public health epidemics (including the outbreak of COVID-19 globally), and possible imposition of foreign withholding or other taxes on income or proceeds payable on the securities (including trading and tariff arrangements and restrictions, sanctions and cybersecurity attacks). In addition, there may be less publicly available information about a foreign issuer than about a domestic issuer, and foreign issuers may not be subject to the same accounting, auditing and financial recordkeeping standards and requirements as domestic issuers.

Securities of companies in emerging markets may be more volatile than those of companies in more developed markets. Emerging market countries generally have less developed markets, exchanges and economies and, in some countries, less mature governments and governmental institutions. Foreign securities markets and exchanges may be less liquid, more volatile and less subject to governmental supervision than in the United States. Political developments in foreign countries or the United States may at times subject such countries to sanctions from the U.S. government, foreign governments and/or international institutions that could negatively affect a Fund’s investments in issuers located in, doing business in or with assets in such countries. Investing in securities of companies in emerging markets may entail special risks relating to potential economic, political or social instability and the risks of expropriation, nationalization, confiscation, trade sanctions or embargoes, exchange controls, the imposition of restrictions on foreign investment, the lack of hedging instruments, restrictions on repatriation of capital invested or from problems in security registration or settlement and custody. Furthermore, custody practices and regulations abroad may offer less protection to investors, such as the Fund and the Fund may be limited in its ability to enforce contractual rights or obligations. The securities and real estate markets of some emerging market countries have in the past experienced substantial market disruptions and may do so in the future. The economies of many emerging market countries may be heavily dependent on international trade and have thus been, and may continue to be, adversely affected by trade barriers, foreign exchange controls and other protectionist measures imposed or negotiated by the countries with which they wish to trade.

Foreign Currency Risk

Although the Fund will report its net asset value (“NAV”) and pay dividends in U.S. dollars, foreign securities often are purchased with and make any dividend and interest payments in foreign currencies. Therefore, the Fund’s investments in foreign securities will be subject to foreign currency risk, which means that the Fund’s NAV could decline solely as a result of changes in the exchange rates between foreign currencies and the U.S. dollar. In particular, Russia’s military invasion of Ukraine has weakened a number of Euro-area currencies and increased volatility of currencies in general. Certain foreign countries may impose restrictions on the ability of issuers of foreign securities to make payment of principal, dividends and interest to investors located outside the country, due to blockage of foreign currency exchanges or otherwise. The Fund may, but is not required to, engage in various investments that are designed to hedge the Fund’s foreign currency risks, and such investments are subject to the risks described under “Derivatives and Hedging Transactions Risk” below.

Contingent Capital Securities Risk

Contingent capital securities (sometimes referred to as “CoCos”) are debt or preferred securities with loss absorption characteristics built into the terms of the security for the benefit of the issuer, for example, an automatic write-down of principal or a mandatory conversion into common stock of the issuer under certain circumstances, such as the issuer’s capital

ratio falling below a certain level. CoCos may be subject to an automatic write-down (*i.e.*, the automatic write-down of the principal amount or value of the securities, potentially to zero, and the cancellation of the securities) under certain circumstances, which could result in the Fund losing a portion or all of its investment in such securities. In addition, the Fund may not have any rights with respect to repayment of the principal amount of the securities that has not become due or the payment of interest or dividends on such securities for any period from (and including) the interest or dividend payment date falling immediately prior to the occurrence of such automatic write-down. An automatic write-down could also result in a reduced income rate if the dividend or interest payment is based on the security's par value. If a CoCo provides for mandatory conversion of the security into common stock of the issuer under certain circumstances, such as an adverse event, the Fund could experience a reduced income rate, potentially to zero, as a result of the issuer's common stock not paying a dividend. In addition, a conversion event would likely be the result of or related to the deterioration of the issuer's financial condition (*e.g.*, such as a decrease in the issuer's capital ratio) and status as a going concern, so the market price of the issuer's common stock received by the Fund may have declined, perhaps substantially, and may continue to decline, which may adversely affect the Fund's NAV. Further, the issuer's common stock would be subordinate to the issuer's other security classes and therefore worsen the Fund's standing in a bankruptcy proceeding. In addition, most CoCos are considered to be high yield or "junk" securities and are therefore subject to the risks of investing in below investment grade securities. Finally, CoCo issuers can, at their discretion, suspend dividend distributions on their CoCo securities and are more likely to do so in response to negative economic conditions and/or government regulation. Omitted distributions are typically non-cumulative and will not be paid on a future date. Any omitted distribution may negatively impact the returns or distribution rate of the Fund. See "Below Investment Grade Securities Risk" above.

Derivatives and Hedging Transactions Risk

The Fund's use of derivatives, including for the purpose of hedging interest rate or foreign currency risks, presents risks different from, and possibly greater than, the risks associated with investing directly in traditional securities. Among the risks presented are market risk, credit risk, counterparty risk, financial leverage risk, liquidity risk, OTC trading risk and tracking risk. The use of derivatives can lead to losses because of adverse movements in the price or value of the underlying asset, index or rate, which may be magnified by certain features of the derivatives.

The U.S. government has enacted legislation that provides for regulation of the derivatives market including minimum margin and capital, clearing and trade execution requirements. The European Union (and some other countries) is implementing similar requirements, which will affect the Fund when it enters into a derivatives transaction with a counterparty organized in that country or otherwise subject to that country's derivatives regulations. These regulations have the potential to increase the costs of using derivatives, may limit the availability of some forms of derivatives or the Fund's ability to use derivatives, and may adversely affect the performance of some derivative instruments used by the Fund as well as the Fund's ability to pursue its investment objective through the use of such instruments.

The Securities and Exchange Commission ("SEC") recently adopted Rule 18f-4 under the 1940 Act relating to a registered investment company's use of derivatives and certain financing transactions (such as reverse repurchase transactions) that could potentially require the Fund to observe more stringent requirements than are currently imposed by the 1940 Act. Among other things, Rule 18f-4 will require funds that invest in derivative instruments beyond a specified limited amount to apply a value at risk based limit to their use of certain derivative instruments and financing transactions and to adopt and implement a derivatives risk management program. A fund that uses derivative instruments in a limited amount will not be subject to the full requirements of Rule 18f-4. In connection with the adoption of Rule 18f-4, funds will no longer be required to comply with the asset segregation framework arising from prior SEC guidance for covering certain derivative instruments and related transactions. Rule 18f-4 may substantially curtail the Fund's ability to use derivative instruments as part of the Fund's investment strategy and could ultimately prevent the Fund from being able to achieve its investment goals. Compliance with Rule 18f-4 will not be required until August 2022. As the Fund comes into compliance, the approach to asset segregation and coverage requirements described in this prospectus will be impacted.

Rule 144A Securities Risk

Rule 144A Securities are considered restricted securities because they are not registered for sale to the general public and may only be resold to certain qualified institutional buyers. Institutional markets for Rule 144A Securities that exist or may develop may provide both readily ascertainable values for such securities and the ability to promptly sell such securities. However, if there are an insufficient number of qualified institutional buyers interested in purchasing Rule 144A Securities held by the Fund, the Fund will be subject to liquidity risk and thus may not be able to sell the Rule 144A Securities at a desirable time or price.

Regulation S Securities Risk

Regulation S securities are offered through private offerings without registration with the SEC pursuant to Regulation S of the Securities Act. Regulation S securities may be relatively less liquid as a result of legal or contractual restrictions on resale. Because Regulation S securities are generally less liquid than registered securities, the Fund may take longer to liquidate these positions than publicly traded securities or may not be able to sell them at the price desired. Furthermore, companies whose

securities are not publicly traded may not be subject to the disclosure and other investor protection requirements that would be applicable if their securities were publicly traded or otherwise offered in the United States. Accordingly, Regulation S securities may involve a high degree of business and financial risk and may result in losses to the Fund.

Geopolitical Risk

Occurrence of global events similar to those in recent years, such as war (including Russia's military invasion of Ukraine), terrorist attacks, natural or environmental disasters, country instability, infectious disease epidemics, such as that caused by the COVID-19 virus, market instability, debt crises and downgrades, embargoes, tariffs, sanctions and other trade barriers and other governmental trade or market control programs, the potential exit of a country from its respective union and related geopolitical events, may result in market volatility and may have long-lasting impacts on both the U.S. and global financial markets. Events occurring in one region of the world may negatively impact industries and regions that are not otherwise directly impacted by the events. Additionally, those events, as well as other changes in foreign and domestic political and economic conditions, could adversely affect individual issuers or related groups of issuers, securities markets, interest rates, secondary trading, credit ratings, inflation, investor sentiment and other factors affecting the value of the Fund's investments.

The outbreak of COVID-19 and efforts to contain its spread have resulted in, among other things, extreme volatility in the financial markets and severe losses, reduced liquidity of many instruments, significant travel restrictions, significant disruptions to business operations, supply chains and customer activity, lower consumer demand for goods and services, service and event cancellations, reductions and other changes, strained healthcare systems, as well as general concern and uncertainty. The impact of the COVID-19 outbreak has negatively affected the global economy, the economies of individual countries, and the financial performance of individual issuers, sectors, industries, asset classes, and markets in significant and unforeseen ways. Pandemics may also exacerbate other pre-existing political, social, economic, market and financial risks. The effects of the outbreak in developing or emerging market countries may be greater due to generally less established health care systems and supply chains. Public health crises caused by the COVID-19 outbreak may exacerbate other pre-existing political, social and economic risks in certain countries or globally. The duration of the COVID-19 outbreak and its effects cannot be determined with certainty. The foregoing could impair the Fund's ability to maintain operational standards (such as with respect to satisfying redemption requests), disrupt the operations of the Fund's service providers, adversely affect the value and liquidity of the Fund's investments, and negatively impact the Fund's performance and your investment in the Fund.

On January 31, 2020, the United Kingdom ("UK") withdrew from the European Union ("EU") (referred to as Brexit), commencing a transition period that ended on December 31, 2020. The EU-UK Trade and Cooperation Agreement, a bilateral trade and cooperation deal governing the future relationship between the UK and the EU ("TCA"), provisionally went into effect on January 1, 2021, and entered into force officially on May 1, 2021. Notwithstanding the TCA, following the transition period, there is likely to be considerable uncertainty as to the UK's post-transition framework, including how the financial markets will react. As this process unfolds, markets may be further disrupted. Given the size and importance of the UK's economy, uncertainty about its legal, political and economic relationship with the remaining member states of the EU may continue to be a source of instability.

On February 24, 2022, Russia launched a large-scale invasion of Ukraine significantly amplifying already existing geopolitical tensions. The United States and many other countries have instituted various economic sanctions against Russian individuals and entities. The extent and duration of the military action, sanctions imposed and other punitive actions taken and resulting future market disruptions in Europe and globally cannot be easily predicted, but could be significant and have a severe adverse effect on the global economy, securities markets and commodities markets globally. To the extent the Fund has exposure to the energy sector, the Fund may be especially susceptible to these risks. These disruptions may also make it difficult to value the Fund's portfolio investments and cause certain of the Fund's investments to become illiquid. The strengthening or weakening of the U.S. dollar relative to other currencies may, among other things, adversely affect the Fund's investments denominated in non-U.S. dollar currencies. It is difficult to predict when similar events affecting the U.S. or global financial markets may occur, the effects that such events may have, and the duration of those effects.

LIBOR Risk

Many financial instruments are tied to the London Interbank Offered Rate, or "LIBOR," to determine payment obligations, financing terms, hedging strategies, or investment value. LIBOR is the offered rate for short-term Eurodollar deposits between major international banks. The Head of the UK Financial Conduct Authority the (FCA) and LIBOR's administrator, ICE Benchmark Administration (IBA) ceased publication of most LIBOR settings at the end of 2021 and the IBA is expected to cease publication of a majority of U.S. dollar LIBOR settings after June 30, 2023. In addition, global regulators have announced that, with limited exceptions, no new LIBOR-based contracts should be entered into after 2021. Actions by regulators have resulted in the establishment of alternative reference rates to LIBOR in most major currencies (*e.g.*, the Secured Overnight Financing Rate for U.S. dollar LIBOR and the Sterling Overnight Interbank Average Rate for GBP LIBOR). Other countries are introducing their own local-currency-denominated alternative reference rates for short-term lending and global consensus on alternative rates is lacking.

There remains uncertainty and risk regarding the willingness and ability of issuers and lenders to include enhanced provisions in new and existing contracts or instruments, the suitability of the proposed replacement rates, and the process for amending existing contracts and instruments remains unclear. As such, the transition away from LIBOR may lead to increased volatility and illiquidity in markets that are tied to LIBOR, reduced values of, inaccurate valuations of, and miscalculations of payment amounts for LIBOR-related investments or investments in issuers that utilize LIBOR, increased difficulty in borrowing or refinancing and reduced effectiveness of hedging strategies, adversely affecting the Fund's performance or NAV. In addition, any alternative reference rate may be an ineffective substitute resulting in prolonged adverse market conditions for the Fund. Since the usefulness of LIBOR as a benchmark could deteriorate during the transition period, these effects could occur prior to the cessation of LIBOR publications.

Regulatory Risk

The U.S. government has proposed and adopted multiple regulations that could have a long-lasting impact on the Fund and on the mutual fund industry in general. The SEC's final rules, related requirements and amendments to modernize reporting and disclosure, along with other potential upcoming regulations, could, among other things, restrict the Fund's ability to engage in transactions, impact flows into the Fund and/or increase overall expenses of the Fund. In addition, the SEC, Congress, various exchanges and regulatory and self-regulatory authorities, both domestic and foreign, have undertaken reviews of the use of derivatives by registered investment companies, which could affect the nature and extent of instruments used by the Fund. While the full extent of all of these regulations is still unclear, these regulations and actions may adversely affect both the Fund and the instruments in which the Fund invests and its ability to execute its investment strategy. Similarly, regulatory developments in other countries may have an unpredictable and adverse impact on the Fund.

Cyber Security Risk

With the increased use of technologies such as the Internet and the dependence on computer systems to perform necessary business functions, the Fund and its service providers (including the Advisor) may be susceptible to operational and information security risks resulting from cyber-attacks and/or other technological malfunctions. In general, cyber-attacks are deliberate, but unintentional events may have similar effects. Cyber-attacks include, among others, stealing or corrupting data maintained online or digitally, preventing legitimate users from accessing information or services on a website, releasing confidential information without authorization, gaining unauthorized access to digital systems for purposes of misappropriating assets and causing operational disruption. Cyber-attacks may also be carried out in a manner that does not require gaining unauthorized access, such as causing denial-of-service. Successful cyber-attacks against, or security breakdowns of, the Fund, the Advisor, or a custodian, transfer agent, or other affiliated or third-party service provider may adversely affect the Fund or its shareholders.

Each of the Fund and the Advisor may have limited ability to prevent or mitigate cyber-attacks or security or technology breakdowns affecting the Fund's third-party service providers. While the Fund has established business continuity plans and systems designed to prevent or reduce the impact of cyber-attacks, such plans and systems are subject to inherent limitations.

Large Shareholder Risk

The Fund may have one or more large shareholders or a group of shareholders investing in classes of Fund shares indirectly through an account, platform or program sponsored by a financial institution. Investment and asset allocation decisions by such financial institutions regarding the account, platform or program through which multiple shareholders invest may result in subscription and redemption decisions that have a significant impact on the assets, expenses and trading activities of the Fund. Such a decision may cause the Fund to sell assets (or invest cash) at disadvantageous times or prices, increase or accelerate taxable gains or transaction costs and may negatively affect the Fund's NAV, performance, or ability to satisfy redemptions in a timely manner.

Other Investment Companies Risk

To the extent the Fund invests a portion of its assets in investment companies, including open-end funds, closed-end funds, ETFs and other types of pooled investment funds, those assets will be subject to the risks of the purchased investment funds' portfolio securities, and a shareholder in the Fund will bear not only his or her proportionate share of the Fund's expenses, but also indirectly the expenses of the purchased investment funds. Shareholders would therefore be subject to duplicative expenses to the extent the Fund invests in other investment funds. Risks associated with investments in closed-end funds also generally include market risk, leverage risk, risk of market price discount from NAV, risk of anti-takeover provisions and non-diversification. In addition, restrictions under the 1940 Act may limit the Fund's ability to invest in other investment companies to the extent desired.

The SEC adopted Rule 12d1-4, which permits an investment company to invest in other investment companies beyond the statutory limits, subject to certain conditions, rescinded certain SEC exemptive orders permitting investments in excess of the statutory limits and withdrew certain related SEC staff no-action letters effective January 19, 2022. Accordingly, an investment company can no longer rely on the aforementioned exemptive orders and no-action letters, and is subject instead to

Rule 12d1-4 and other applicable rules under Section 12(d)(1), which could affect the Fund's ability to redeem its investments in other investment companies, make such investments less attractive, cause the Fund to incur losses, realize taxable gains distributable to shareholders, incur greater or unexpected expenses or experience other adverse consequences.

Active Management Risk

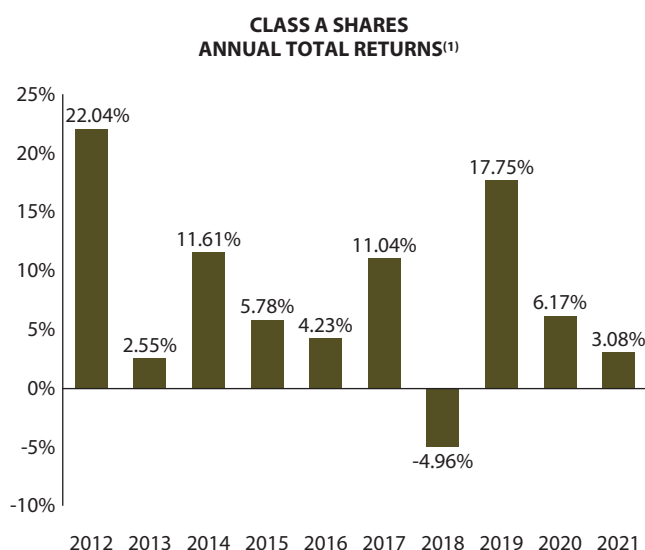
As an actively managed portfolio, the value of the Fund's investments could decline because the financial condition of an issuer may change (due to such factors as management performance, reduced demand or overall market changes), financial markets may fluctuate or overall prices may decline, or the Advisor's investment techniques could fail to achieve the Fund's investment objective or negatively affect the Fund's investment performance.

Your investment in the Fund is not a deposit of any bank and is not insured or guaranteed by the Federal Deposit Insurance Corporation or any other government agency.

FUND PERFORMANCE

The following bar chart and table provide some indication of the risks of investing in the Fund. The bar chart shows changes in the Fund's performance from year to year for Class A shares. The table shows how the Fund's average annual returns compare with the performance of a selected broad-based market index, the S&P 500 Index, over various time periods. The S&P 500 Index is an unmanaged index of common stocks that is frequently used as a general measure of U.S. stock market performance. In addition to the broad-based market index, the table shows performance of the ICE BofA Fixed Rate Preferred Securities Index and a linked blended benchmark consisting of 50% ICE BofA Fixed Rate Preferred Securities Index and 50% ICE BofA U.S. Capital Securities Index through December 31, 2016 and the blended benchmark consisting of 60% ICE BofA US IG Institutional Capital Securities Index, 30% ICE BofA Core Fixed Rate Preferred Securities Index, and 10% Bloomberg Developed Market USD Contingent Capital Index from January 1, 2017 through December 31, 2018. Thereafter, it consists of 60% ICE BofA US IG Institutional Capital Securities Index, 20% ICE BofA Core Fixed Rate Preferred Securities Index, and 20% Bloomberg Developed Market USD Contingent Capital Index. On December 7, 2021, the Board of Directors of the Fund approved a change to the Fund's blended benchmark to a blended benchmark consisting of 55% ICE BofA US IG Institutional Capital Securities Index, 20% ICE BofA Core Fixed Rate Preferred Securities Index, and 25% Bloomberg Developed Market USD Contingent Capital Index, effective after the close of business on March 31, 2022. The ICE BofA Fixed Rate Preferred Securities Index tracks the performance of fixed-rate U.S. dollar-denominated preferred securities issued in the U.S. domestic market. The ICE BofA US Capital Securities Index is a subset of the ICE BofA US Corporate Index including securities with deferrable coupons. The ICE BofA US IG Institutional Capital Securities Index tracks the performance of US dollar denominated investment grade hybrid capital corporate and preferred securities publicly issued in the US domestic market. The ICE BofA Core Fixed Rate Preferred Securities Index tracks the performance of fixed rate U.S. dollar-denominated preferred securities issued in the U.S. domestic market, excluding \$1,000 par securities. The Bloomberg Developed Market USD Contingent Capital Index includes hybrid capital securities in developed markets with explicit equity conversion or write down loss absorption mechanisms that are based on an issuer's regulatory capital ratio or other explicit solvency-based triggers. The Advisor believes that these indexes, as compared to the broad-based market index, are comprised of securities that are more representative of the Fund's investment strategy. Past performance (both before and after taxes) is not, however, an indication as to how the Fund may perform in the future. Updated performance information, including the Fund's NAV per share, is available at www.cohenandsteers.com or by calling (800) 330-7348.

The bar chart does not reflect the deduction of sales charges imposed on Class A shares; if these amounts were reflected, returns would be less than those shown. Absent any applicable fee waivers and/or expense limitation, performance would have been lower. The table following the bar chart reflects applicable sales charges, if any.



Highest quarterly return during this period: 11.27%
(quarter ended June 30, 2020)

Lowest quarterly return during this period: -13.60%
(quarter ended March 31, 2020)

(1) The annual total returns for Class C, F, I, R and Z shares of the Fund are substantially similar to the annual total returns of Class A shares because the assets of all classes are invested in the same portfolio of securities. The annual total returns differ only to the extent that the classes do not have the same expenses.

Average Annual Total Returns
(for the periods ended December 31, 2021)

	1 Year	5 Years	10 Years
Class A Shares			
Return Before Taxes	(0.78%)	5.53%	7.26%
Return After Taxes on Distributions	(2.06%)	4.19%	5.74%
Return After Taxes on Distributions and Sale of Fund Shares	0.31%	4.07%	5.40%
Class C Shares			
Return Before Taxes	1.43%	5.66%	6.98%
Class F Shares			
Return Before Taxes	3.43%	N/A ⁽¹⁾	N/A ⁽¹⁾
Class I Shares			
Return Before Taxes	3.37%	6.64%	8.01%
Class R Shares			
Return Before Taxes	2.91%	6.19%	N/A ⁽²⁾
Class Z Shares			
Return Before Taxes	3.43%	6.73%	N/A ⁽²⁾
ICE BofA Fixed Rate Preferred Securities Index (reflects no deduction for fees, expenses or taxes)	2.24%	6.37%	6.59%
Linked Blended Benchmark (reflects no deduction for fees, expenses or taxes)	2.72%	6.82%	7.13%
S&P 500® Index (reflects no deduction for fees, expenses or taxes)	28.71%	18.48%	16.55%

(1) The inception date for Class F shares is April 3, 2017. Since inception and through December 31, 2021, Class F shares had a return before taxes of 6.14%.

(2) The inception date for Class R and Class Z shares is October 1, 2014. Since inception and through December 31, 2021, Class R shares and Class Z shares had a return before taxes of 5.83% and 6.37%, respectively.

After-tax returns are shown for Class A shares only. After-tax returns for Class C, F, I, R, and Z shares will vary. After-tax returns are calculated using the historical highest individual federal marginal income tax rates, and do not reflect the impact of state and local taxes. Actual after-tax returns depend on the investor's tax situation and may differ from those shown, and the

after-tax returns shown are not relevant to investors who hold their shares through tax-advantaged arrangements such as 401(k) plans or individual retirement accounts.

INVESTMENT MANAGEMENT

Advisor

Cohen & Steers Capital Management, Inc.

Portfolio Managers

The Fund's portfolio managers are:

William F. Scapell—Executive Vice President of the Advisor. Mr. Scapell has been a portfolio manager of the Fund since inception.

Elaine Zaharis-Nikas—Senior Vice President of the Advisor. Ms. Zaharis-Nikas has been a portfolio manager of the Fund since 2015.

Jerry Dorost—Senior Vice President of the Advisor. Mr. Dorost has been a portfolio manager of the Fund since 2022.

PURCHASE AND SALE OF FUND SHARES

	Class A and C Shares	Class I Shares	Class F, R and Z Shares
Minimum Initial Investment	No minimum	\$100,000 (aggregate for registered advisors)	No minimum
Minimum Subsequent Investment	No minimum \$100 for Automatic Investment Plans	No minimum \$500 for Automatic Investment Plans	No minimum \$50 for Automatic Investment Plans

You may purchase, redeem or exchange shares of the Fund on any business day, which is any day the New York Stock Exchange ("NYSE") is open for business, by written request, wire transfer (call (800) 437-9912 for instructions) or telephone. You may purchase, redeem or exchange shares of the Fund either through a financial intermediary or directly through Cohen & Steers Securities, LLC, the Fund's distributor (the "Distributor"). For accounts opened directly through the Distributor, a completed and signed Subscription Agreement is required for the initial account opened with the Fund.

Please mail the signed Subscription Agreement to:

DST Asset Manager Solutions, Inc.
Cohen & Steers Funds
P.O. Box 219953
Kansas City, MO 64121-9953
Phone: (800) 437-9912

TAX INFORMATION

The Fund's distributions may be comprised of taxable ordinary income, taxable capital gains and/or a non-taxable return of capital, unless you are investing through a tax-advantaged arrangement, such as a 401(k) plan or an individual retirement account.

PAYMENTS TO BROKER-DEALERS AND OTHER FINANCIAL INTERMEDIARIES

If you purchase shares of the Fund through a broker-dealer or other financial intermediary (such as a bank), the Fund and/or its Advisor or Distributor may pay the intermediary for the sale of Fund shares and related services. These payments may create a conflict of interest by influencing the broker-dealer or other intermediary and your individual financial representative to recommend the Fund over another investment. Ask your individual financial representative or visit your financial intermediary's website for more information.

(REMAINDER OF PAGE INTENTIONALLY LEFT BLANK)

(THIS PAGE INTENTIONALLY LEFT BLANK)

(THIS PAGE INTENTIONALLY LEFT BLANK)